

Custom Tailored Research on Jpmorgan Chase & Co

Corporate Data

Source: Thomson Reuters

Officers

James L. Dimon, Chairman Daniel E. Pinto, Chairman Gordon A. Smith, Chairman Jennifer A. Piepszak, Chairman Mary Callahan. Erdoes, Chairman

Address

383 Madison Ave
NEW YORK, NY 10179-0001
Phone: (212) 270-6000
Fax: (302) 655-5049

Fundamentals

Source: Thomson Reuters

Previous Close Price (6/08/21)	\$165.00
Volume (6/08/21)	6.1 M
Average Daily Share Volume	11.1 M
Shares Outstanding	3.0 B
Market Cap	\$499.5 B
Trailing 12 Month EPS	\$12.60
P/E Ratio	13.1
Gross Margin	--
Beta	1.2
Employees	259,350
Trailing 12 Month Revenue	\$59.6 B
Return on Equity	16.17%
Annual Dividend Rate	3.60

Profitability

Source: Thomson Reuters

Gross Margin	NA
Gross Margin Industry Average	26.6%
Operating Margin	40.4%
Operating Margin Industry Avg	28.3%
Profit Margin	32.8%
Profit Margin Industry Average	22.5%
Industry High 1 - 10 Low	Industry Average ↑

Revenue Trend

Source: Thomson Reuters

No Chart Available

Company Description

Source: Thomson Reuters

JPMorgan Chase & Co. is a financial holding company. The Company is engaged in investment banking, financial services. It operates in four segments, as well as a Corporate segment. Its segments are Consumer & Community Banking, Corporate & Investment Bank, Commercial Banking and Asset Management. The Consumer & Community Banking segment offers services to consumers and businesses through bank branches, automatic teller machines (ATMs), online, mobile and telephone banking. The Corporate & Investment Bank segment, comprising Banking and Markets & Investor Services, offers investment banking, market-making, prime brokerage, and treasury and securities products and services to corporations, investors, financial institutions, and government and municipal entities. The Commercial Banking segment provides financial solutions, including lending, treasury services, investment banking and asset management. The Asset Management segment comprises investment and wealth management.

Valuation Overview

Source: Thomson Reuters

Price/Earnings (P/E)	13.1x
P/E Industry Average	19.2x
Price/Sales	4.0x
Price/Sales Industry Average	3.7x
Price/Book	2.0x
Price/Book Industry Average	1.7x
Price/Cash Flow	10.5x
Price/Cash Flow Industry Average	13.6x
Gross Margin	NA
Gross Margin Industry Average	26.6%

Valuation Ratios

Source: Thomson Reuters

Price/Earnings (P/E)	13.1x
P/E Industry Average	19.2x
Price/Sales	4.0x
Price/Sales Industry Average	3.7x
Price/Book	2.0x
Price/Book Industry Average	1.7x
Industry High 1 - 10 Low	Industry Average ↑

Effectiveness

Source: Thomson Reuters

Return On Equity (ROE)	16.2%
ROE Industry Average	9.5%
Return On Assets (ROA)	1.2%
ROA Industry Average	0.8%
Return On Investment (ROI)	NA
ROI Industry Average	10.9%
Industry High 1 - 10 Low	Industry Average ↑

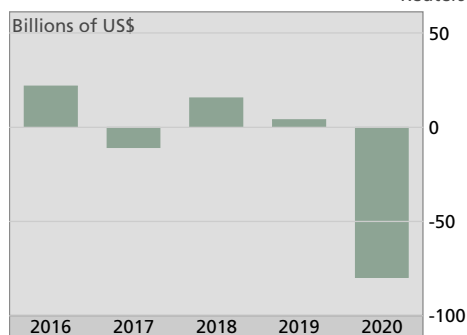
Growth Rates

Source: Thomson Reuters

PEG Ratio	10.2
PEG Ratio Industry Average	8.2
TTM Revenue	-27.1%
TTM Revenue Industry Average	-19.2%
MRQ Earnings Per Share	473.8%
MRQ EPS Industry Average	786.6%
Industry High 1 - 10 Low	Industry Average ↑

Cash From Operations

Source: Thomson Reuters



Cash & Short Term Inv.

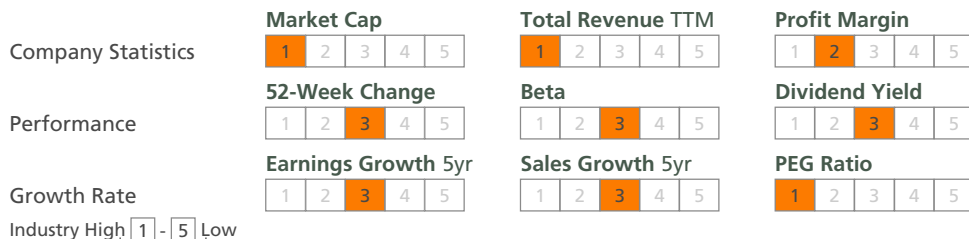
Source: Thomson Reuters

No Chart Available

Custom Tailored Research on Jpmorgan Chase & Co

Performance within Industry

Source: Thomson Reuters



The orange box in each of these graphs indicates the position JPM holds in relation to the rest of its industry, with 1 being the group that is performing the best within the industry.

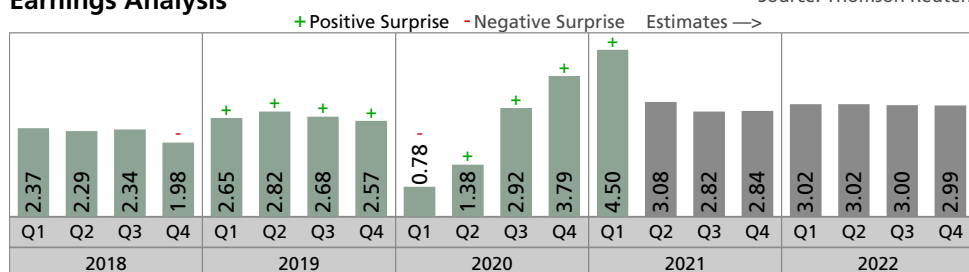
Insider Trading

Source: Thomson Reuters

Over the last six months, 660 shares were bought, and 213,680 shares were sold in insider trading.

Earnings Analysis

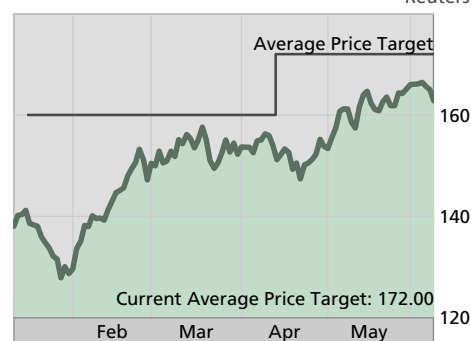
Source: Thomson Reuters



JPM reported 1st quarter 2021 earnings of \$4.50, beating the consensus estimate of the 21 analysts covering the company by 45.30%. This positive surprise is particularly noteworthy because the guidance for the quarter had risen 50.49% in the year leading up to the

Price Target History

Source: Thomson Reuters



1 Year Price History

Source: Thomson Reuters



3 Month Price History

Source: Thomson Reuters



Custom Tailored Research on Jpmorgan Chase & Co



©2021 Thomson Reuters. Republication or redistribution of Thomson Reuters content, including by framing or similar means, is prohibited without the prior written consent of Thomson Reuters. Thomson Reuters is not liable for any errors or delays in Thomson Reuters content, or for any actions taken in reliance on such content. Thomson Reuters and the Kinesis logo are trademarks of Thomson Reuters and its affiliated companies. www.thomsonreuters.com

TD Ameritrade, Inc., member FINRA/SIPC. TD Ameritrade is a trademark jointly owned by TD Ameritrade IP Company, Inc. and The Toronto-Dominion Bank. ©2021 TD Ameritrade.
