

# Custom Tailored Research on Nvidia Corp

## Corporate Data

Source: Thomson Reuters

### Officers

Jen-hsun Huang, President Colette M.. Kress, President Ajay K.. Puri, President Debora C. Shoquist, President Timothy S.. Teter, President

### Address

2788 San Tomas Expy  
SANTA CLARA, CA 95051-0952  
Phone: (408) 486-2000  
Fax: (408) 486-2200

## Fundamentals

Source: Thomson Reuters

Previous Close Price (6/08/21)	<b>\$698.12</b>
Volume (6/08/21)	<b>3.9 M</b>
Average Daily Share Volume	<b>13.0 M</b>
Shares Outstanding	<b>623.0 M</b>
Market Cap	<b>\$435.0 B</b>
Trailing 12 Month EPS	<b>\$8.44</b>
P/E Ratio	<b>82.76</b>
Gross Margin	<b>62.42%</b>
Beta	<b>1.4</b>
Employees	<b>18,975</b>
Trailing 12 Month Revenue	<b>\$19.3 B</b>
Return on Equity	<b>33.43%</b>
Annual Dividend Rate	<b>0.64</b>

## Profitability

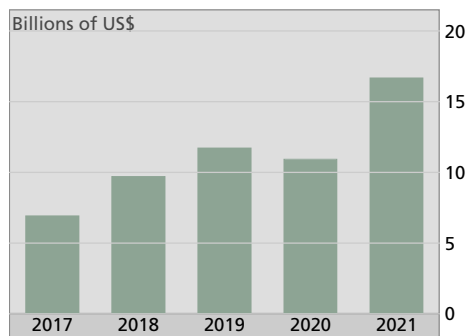
Source: Thomson Reuters

Gross Margin	<b>62.4%</b>
Gross Margin Industry Average	<b>53.1%</b>
Operating Margin	<b>28.6%</b>
Operating Margin Industry Avg	<b>26.9%</b>
Profit Margin	<b>27.7%</b>
Profit Margin Industry Average	<b>24.3%</b>

Industry High **1** - **10** Low Industry Average **↑**

## Revenue Trend

Source: Thomson Reuters



## Company Description

Source: Thomson Reuters

Nvidia Corporation focuses on personal computer (PC) graphics, graphics processing unit (GPU) and also on artificial intelligence (AI). It operates through two segments: GPU and Tegra Processor. Its GPU product brands are aimed at specialized markets, including GeForce for gamers; Quadro for designers; Tesla and DGX for AI data scientists and big data researchers; and GRID for cloud-based visual computing users. Its Tegra brand integrates an entire computer onto a single chip, and incorporates GPUs and multi-core central processing units (CPUs) to drive supercomputing for mobile gaming and entertainment devices, as well as autonomous robots, drones and cars. The Company's processor has created platforms that address four markets: Gaming, Professional Visualization, Datacenter, and Automotive. Its offerings include NVIDIA DGX AI supercomputer, the NVIDIA DRIVE AI car computing platform and the GeForce NOW cloud gaming service.

## Valuation Overview

Source: Thomson Reuters

Price/Earnings (P/E)	<b>82.8x</b>
P/E Industry Average	<b>44.8x</b>
Price/Sales	<b>22.6x</b>
Price/Sales Industry Average	<b>9.4x</b>
Price/Book	<b>23.2x</b>
Price/Book Industry Average	<b>11.8x</b>
Price/Cash Flow	<b>65.9x</b>
Price/Cash Flow Industry Average	<b>31.6x</b>
Gross Margin	<b>62.4%</b>
Gross Margin Industry Average	<b>53.1%</b>

## Effectiveness

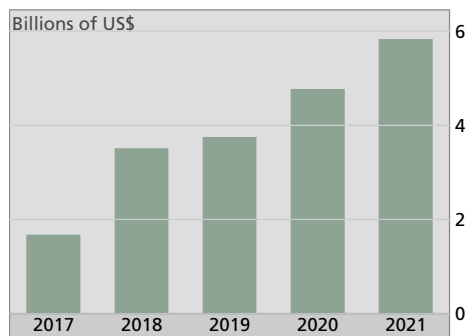
Source: Thomson Reuters

Return On Equity (ROE)	<b>33.4%</b>
ROE Industry Average	<b>36.4%</b>
Return On Assets (ROA)	<b>19.7%</b>
ROA Industry Average	<b>16.7%</b>
Return On Investment (ROI)	<b>22.1%</b>
ROI Industry Average	<b>20.8%</b>

Industry High **1** - **10** Low Industry Average **↑**

## Cash From Operations

Source: Thomson Reuters



## Valuation Ratios

Source: Thomson Reuters

Price/Earnings (P/E)	<b>82.8x</b>
P/E Industry Average	<b>44.8x</b>
Price/Sales	<b>22.6x</b>
Price/Sales Industry Average	<b>9.4x</b>
Price/Book	<b>23.2x</b>
Price/Book Industry Average	<b>11.8x</b>

Industry High **1** - **10** Low Industry Average **↑**

## Growth Rates

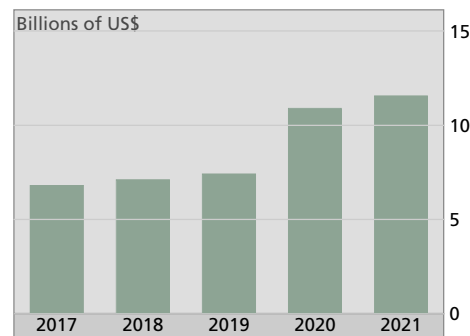
Source: Thomson Reuters

PEG Ratio	<b>3.1</b>
PEG Ratio Industry Average	<b>2.4</b>
TTM Revenue	<b>63.5%</b>
TTM Revenue Industry Average	<b>26.8%</b>
MRQ Earnings Per Share	<b>105.2%</b>
MRQ EPS Industry Average	<b>144.8%</b>

Industry High **1** - **10** Low Industry Average **↑**

## Cash & Short Term Inv.

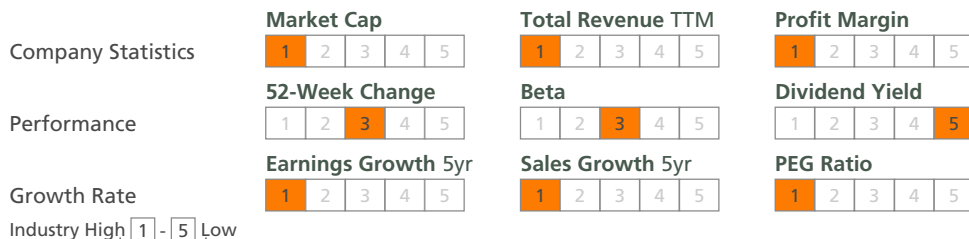
Source: Thomson Reuters



# Custom Tailored Research on Nvidia Corp

## Performance within Industry

Source: Thomson Reuters



The orange box in each of these graphs indicates the position NVDA holds in relation to the rest of its industry, with 1 being the group that is performing the best within the industry.

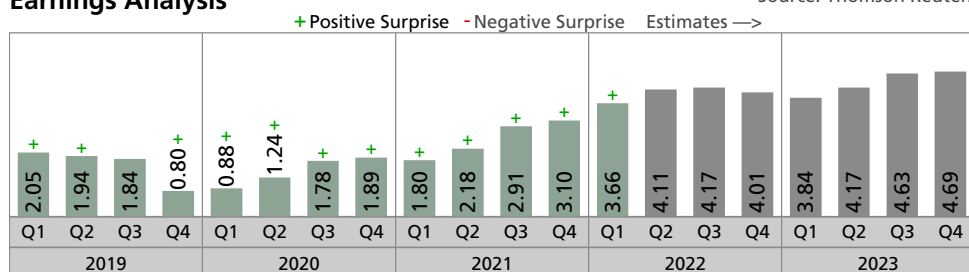
## Insider Trading

Source: Thomson Reuters

Over the last six months, 245,980 shares were sold in insider trading.

## Earnings Analysis

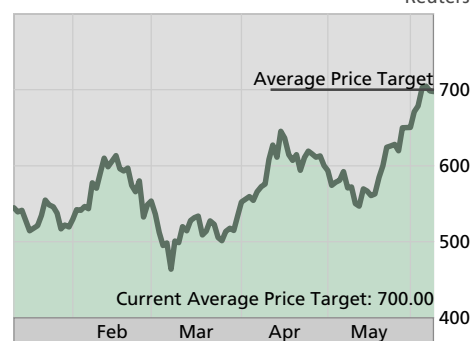
Source: Thomson Reuters



NVDA reported 1st quarter 2022 earnings of \$3.66, beating the consensus estimate of the 30 analysts covering the company by 11.45%. This positive surprise is particularly noteworthy because the guidance for the quarter had risen 58.45% in the year leading up to the

## Price Target History

Source: Thomson Reuters



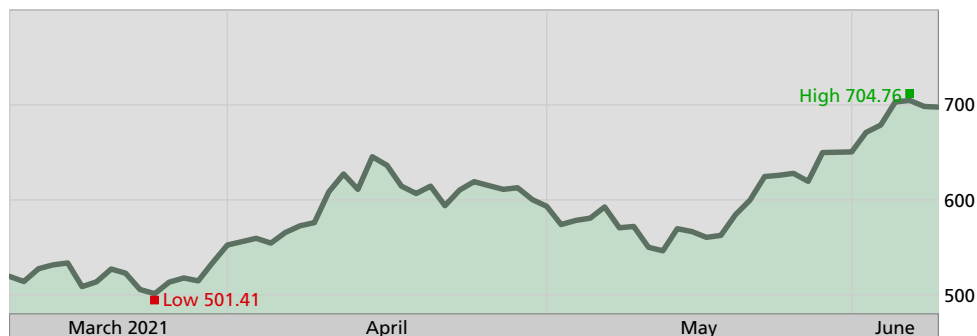
## 1 Year Price History

Source: Thomson Reuters



## 3 Month Price History

Source: Thomson Reuters



# Custom Tailored Research on **Nvidia Corp**

---



©2021 Thomson Reuters. Republication or redistribution of Thomson Reuters content, including by framing or similar means, is prohibited without the prior written consent of Thomson Reuters. Thomson Reuters is not liable for any errors or delays in Thomson Reuters content, or for any actions taken in reliance on such content. Thomson Reuters and the Kinesis logo are trademarks of Thomson Reuters and its affiliated companies. [www.thomsonreuters.com](http://www.thomsonreuters.com)

TD Ameritrade, Inc., member FINRA/SIPC. TD Ameritrade is a trademark jointly owned by TD Ameritrade IP Company, Inc. and The Toronto-Dominion Bank. ©2021 TD Ameritrade.

---